



Phone recorder android 10

I'm not robot  reCAPTCHA

Continue



Wed, September 16



Wi-Fi Location Vibrate Screen rotation Bluetooth

Auto

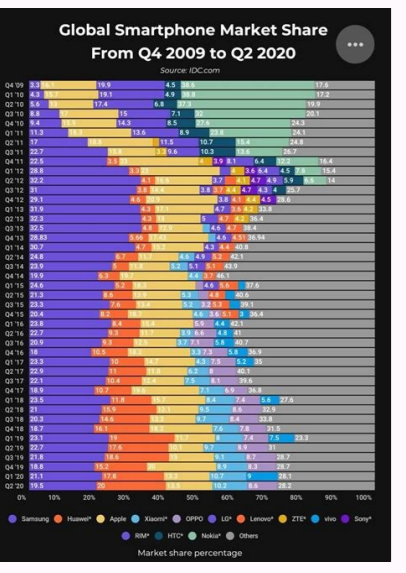
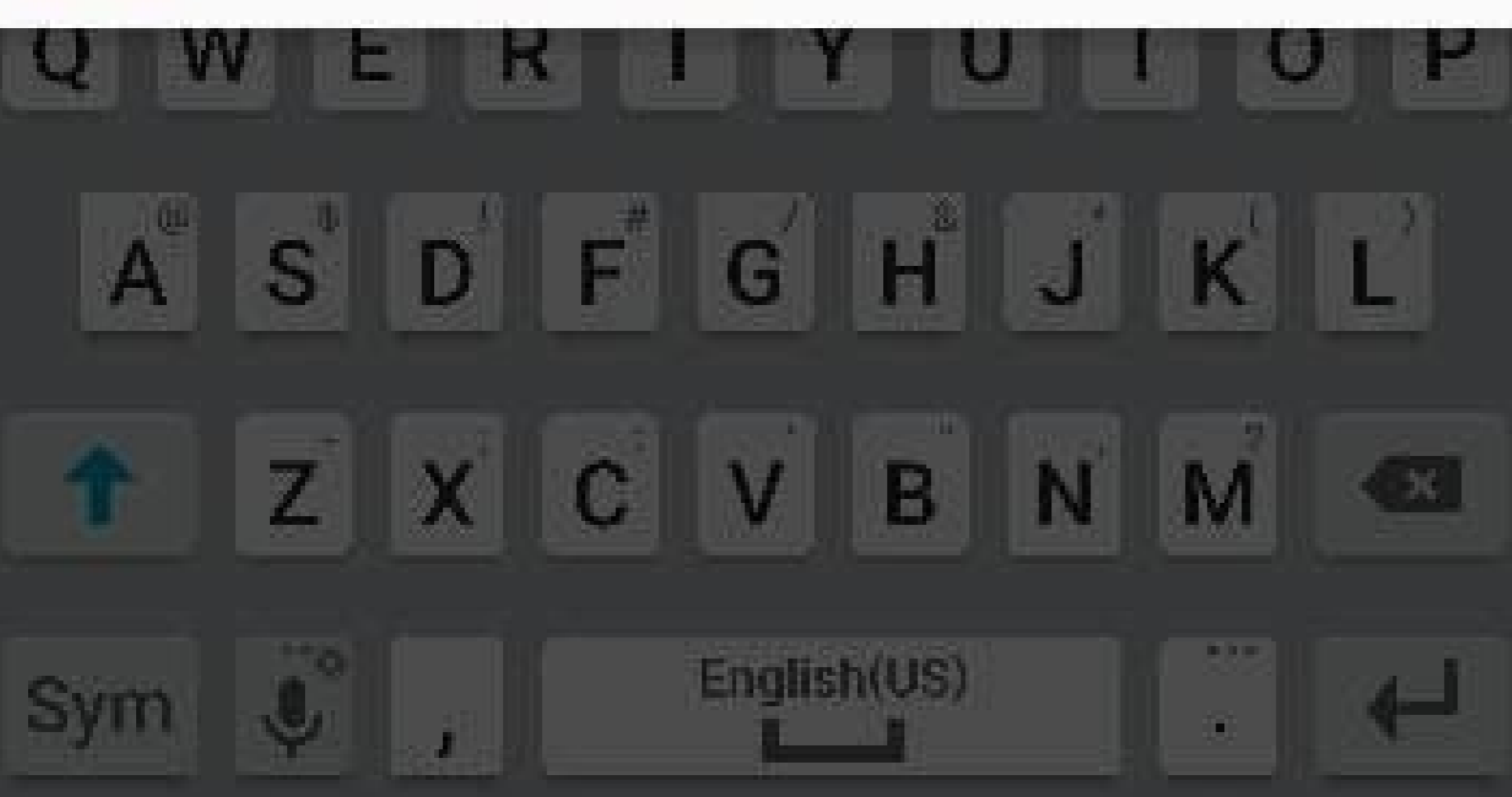
Select keyboard
Samsung keyboard


Sign-in Request 11:01 PM
siiigma@gmail.com

Fast charging
Fast charger connected.

Wi-Fi connected
Connected to "Candelario-5G".

Galaxy Note Edge





Android 10 phone call recorder.

The search folder is one of the most important but often underestimated features in the modern mobile phones market. Both business and private users can benefit from Real Mobile Call Recording - it allows someone to re-play records if the meeting lacks important details, while industry users can use it for manual preservation. Both search descent for Android users and search filter function. The phone's artificial intelligence will answer the call and display the text on the chat screen to help the user decide whether to answer. The only problem is the loss of the actors as soon as the interview is over. Since there were various laws on the legality of telephone conversation for privacy reasons, Google had problems with searching for searches. Android 6.0 Marshmallow's official Android search API has been removed, and third-party app developers had to become creative by recording voice calls. Android 9 seems to be no longer allowed people to record voice calls at Android 9. The latest code sequences hidden in Google Phone shows that Android 10 will be a local search solution. Type your phone calls to record the "Record" button that appears in the user interface, make phone calls. The button indicates that the current phone call is recorded. People will need to press the recording button again to stop registration. The saved search is saved as a file. Android users can read messages on their phone call records. Phone recording laws are available in the Android local search folder in most European and Asian countries. However, in the United States, most device manufacturers have disabled audio recording features, complex records and audio research records in accordance with US law. Many US states have all registration laws that require "one-side approval" or "two-party approval". Partial approval before the search folder authorization. Recording a telephone conversation without such permission is illegal and shall be considered as a crime without the permission of all participants of the meeting. Android users who use the new search for the first time will see the following reservation on their screens. You need to follow the applicable call recording law using the call recording feature. Please many regions of courtThe recording of calls is one of the most important but often underestimated features in today's mobile phones market. Professional and private users can benefit from the registration of phone calls in real time: to have individual reproduction of the registration if you lose an important detail of the conversation, while users in the regulated sectors can manually record calls for reasons of compliance and compliance legislation. The artificial intelligence of the phone responds to the call and displays a copy of the conversation on the screen to help the user decide whether to respond or not. The only problem is that the transcription disappears once the call is finished. Google had problems recording calls because there are different laws about the legality of phone calls due to data protection problems. In Android 6.0 Marshmallow, the official android call-up bees was removed and the third-party app developers had to be creative to record voice calls. In Android 9 Pie, it seemed that Google had stopped allowing people to record vocal calls. In the latest version of the Google Phone app, Codesequen revealed that Android 10 will have a native call recording solution. Call by touching the registration button on the user interface. The button indicates that the current call is being recorded. So you need to touch the registration button again to stop registration. The recorded call is saved in a file format. Android users can play messages on their phones. However, in the United States, the audio registration functions are disabled by most devices manufacturers due to the complicated and rigorous page of the United States registration records. The confirmation of the interlocutor before the recording of the call is approved. Recording a phone call without this consent is illegal and considered a crime without the consent of all the parties involved. If you use the call recording function, you are responsible for compliance with the applicable laws on the recording of calls. Please note that many jurisdictionsThe approval of both sides for this registration. People at the other end of the call will hear the words "this difficulty has already been saved" when the registration starts. The words "connection record" are already over when they get over. Introducing a local connection from the recording of Callse Capabiltthe is a pleasant function in the phone application. However, new functionality will probably be activated by the US and other countries that will prohibit phone calls. For the possibility of organized organized organizations for local Android registration, data saving rules will be difficult to respect when there are effective mobile connection opportunities with Chic support. It is very important to control the calls of employees to control electronic bonds and to protect the rules in a reasonable way and to respect the rules. Trusting the local connections of connection records can be problematic for adjustable sectors. Like the United States, there is a native Android call and can be easily activated in other parts of the world, for example in Europe and Asia. The regulatory authorities in these regions are less harsh when it comes to registration, and some even encourage its use to adapt to organized organizations. Those who operate in Europe should follow the MIFID mobile elements and also observe the princes of the registration of masses in Singapore and Hong Kong and Australia. The Taysage Mobile Archive effectively evaluates the compliance with Ediscere's reaction to the requirements. And the integration of the main connection monitoring suppliers and reduces the risk in the financial industry sector. Taysage captures and saves mobile content, including vocal connections. The messages are reliably stored on the telesence server or directed to comply with data storage or company selection. Our mobile storage products. -Pubated). Thanks to our multiple storage methods, you can always find the right tools or mixture for your needs: Telysage Navigation and International Mobile Text Suns and requires archiving of company phones and BYOD. Contact us to try our secure companies and products for mobile storage. If someone checked if the phone programs work, how did the Cube Cube ACR record with Android 10 like Android 9? ANDSamsung help via Samsung members and they refuse to answer me because they say it's still in beta. Hola, Cube works if Esta Roteado. Reactions: Skandiuu Hola, the use of a horn with ears, nor aunque este roteado. El Mio en el Cocho Solo Me Graba a mi. Reactions: Skandiuu In my experience, Boldbeast registers both sides. At least that was the case with my S7. Android 10 call recording: 1) Call recording is activated in some countries, so you can record your voice and the voice of the appellant. 2) Call recording is disabled in some countries, but some registrars may bypass the restrictions to reactivate the feature to record the voice and the appellant. 3) In some countries, the call recording function is deactivated, and the recorders cannot bypass the restrictions to reactivate this function, so you can only record your own voice, the voice of the appellant is very weak. In this case, you need to turn off the phone, then some registration offices will fix it perfectly. More information: The appellant can be registered. 2) Call recording is disabled in some countries, but some registrars may bypass the restrictions to reactivate the feature to record the voice and the appellant. 3) In some countries, the call recording function is deactivated, and the recorders cannot bypass the restrictions to reactivate this function, so you can only record your own voice, the voice of the appellant is very weak. In this case, you need to turn off the phone, then some registration offices will fix it perfectly. More info: is there a system variable or program that can check my device which parameters it has among the 3 you are talking about? ? Additional Info: Images via Google Search: I'd like to know which models have and don't have features in Stock Samsung. I have SM-G973F. Is there a system variable or program capable of checking on my device the parameters it has among the three you say? I'd like to know exactly which models have and which don't have Samsung stock features. I have SM-G973F. Install the Boldbeast v12.9 recorder and - on the phone, click Settings - System - Accessibility (Non-BoldBeast), activate Boldbeast calls on the screen. - towards the Boldbeast recorderRecording methods for recording 12 calls. Users reported that Galaxy S10 Android 10 works perfectly, with crystal clear voice and caller ID. No root required. Feedback is welcome. Reactions: Registering Scandiun calls on your Android device can be a challenge. Although the Google Phone app offers a recording feature, whether it works or not depends on your network operator, its region, and other conditions. You can always use an external recorder, but the device also has a number of options, from Google Voice to a third-party app. Android's Google registration restrictions have never been particularly taken with Android call recording apps, at least not from third parties. With Android 9, the company added restrictions that prevented many apps from blocking phone calls. The programs seemed to work, but when they played back the recording, all they heard was silence or just the end of their conversation. With Android 10, Google continued this type of app by blocking call recording using the microphone. In response, many app developers have started using Android Access to record phone calls. But then Google updated its guidelines for developers in 2022. In April, to explain that Play Store apps won't let you use the Access service to record a call. This guideline entered into force in 2022. As of May 11, the company has even gone so far as to file a registration for

some kind of spyware. "Behavior that can be considered a user of users can also be identified as spyware," Google said in a developer directive. "For example, recording audio or making calls, or stealing application data." In the past, people could find problematic issues related to the Google block, such as: B. Edit the source or audio format, increase the volume of the speaker as strong as possible, absorb manually, not automatically, and even root in the area. In the meantime, others have brought call recording apps using APK file instead of downloading them directly from Google Play. The version of Android installed on the phone also plays a role. Apps on devices running Android 9 and above should still be able to record phone calls without going through Google's latest restrictions. However, Android 10 phones or Android apps that try to use the Access service could violate Google's new guidelinesCall, especially if you do not ask permission of the interlocutor? The answer depends on where you live. US federal law and most states allow phone calls to be recorded if only one state agrees to it (yes, you can). However, in some countries registration permission is required in both countries. Other countries have their own laws, of course. Ask the other person's permission before recording an interview to be fully insured. Considering all these restrictions, restrictions and obstacles, here are a few programs that can record your Android phone conversations in some way. The recording of the conversation is built, but depends on many conditions. The app must be pre-installed on your phone with the latest update. You must be running Android 9 or higher. Also, your region, carrier, and device must support it, so it doesn't work for many phones and locations. Make sure the phone is using a Google phone and not, say, a Samsung phone. If you have the app you want, open it, tap the three-dot icon in the top right corner, and select settings. Click "Call Recording" to set up the types of calls you want to record. If you don't see the call recording option, your phone can't record calls using the app. If you have the option to record a call, click the "Save" button the next time you want to record a call. When you're done, click the "Stop Recording" button. You can access the latest section of phone gadgets. Tap the name of the person you recorded, select a message from the list, then tap Allow. Google Voice With Google Voice (opens in a new tab), you select a specific phone number for incoming calls to your mobile phone. Once you've set up your phone number and Google Voice account, tap the app's hamburger icon in the top left corner. Tap on settings and turn on the incoming call options toggle to enable call recording. The limitation is that you can only record incoming calls. When answering a call, press the number 4 on the keypad to record the conversation. The message says the call was recorded, so make sure you get the other person's permission first. Press 4 on keyboard 4 to stop recording. The recording is saved in your mailbox, where you can listen to it or download it to your computer. autoRecord Call Recorder is a simple yet effective recording program. Open the application and perform the necessary authorization to record audio, access contacts, make calls, and manage and access photos and other media. The app then warns that due to new Google Play restrictions, a future version downloaded from the store should no longer record calls on the device. The service must be activated on Android 10 or later devices. Click the button. On the Settings screen, click Voicemail and turn on the Call Recorder switch. Let the application take full control of your device, i.e. H. can view and control the screen, and can view and perform certain actions. Then go back to the program. Before you can record anything, you need to configure the app in the Settings menu. Here you can enable or disable automatic recording of incoming and outgoing calls. You can also register only a few contacts. Be sure to increase the volume in the recording area and turn on the recording volume. There is also an option to allow recording when you shake the phone. If you leave automatic recording at the default settings, recording starts every time you make or receive a call. You can then open the app and view the recording. From the options screen, you can save the call as an audio file on your phone, add notes to the call, delete the recording, or share it via email or social media. The free version is ad-supported, while the \$8.49 version (opens in new window) removes ads and offers additional features. In testing, automatic calls on Android 9 worked out of the box. When tested on Android 12, the app had to make it easier for the app to record calls. Call Recorder - Automatic Call Recorder - Automatic Call Recording (opens in a new window) is a solid application with many options. First, it will show you the necessary settings like: B. Enabling the promotion setting. You can then go to the settings screen and record calls automatically or manually, change the source and audio format, change the sound quality, increase the volume or enable the recording option when you shake the phone. If you set the application to Automatic, it will record incoming and outgoing calls from start to finish. Click on a track when it's on the screen, listen to it in the app. FromThe screenshot can play the file, save it on your phone, share it with e-mail or other services and delete the registration. The application is free and supported by ads. However, you can pay \$3.49 to remove ads. In the tests, a call telesexual call for a call in Android 9 and Android 12 with the relief service was successfully captured. The application does not mention the latest limitation of the service for easier access to Google Play. However, future releases may not save requirements for new Google policies. Call Recording - Cube AcrCall Recording - Cube ACR (opens in a new window) is a more advanced and premium application. The basic version is free but shows ads and doesn't offer cloud backup of your records. If you need additional features, the subscription costs one week free trial or \$9.99 all year round. However, this study should be handled by a free version. As with other call registration applications, you need to give Cube ACR permissions to use the service to facilitate the system of Android 10 or higher. In application settings you can automatically open or turn off, eliminate calls from unknown numbers, change the clarity and volume of the search and enable VoIP record if your phone is supported. You can geo-tag your recordings to describe the location of the caller. To upload an outgoing call, call the other party as usual. If you select auto start -Start, incoming calls will be automatically saved in the background. When the call is over, open the application and view and play the records. You can significantly mark the records, delete them, view the caller's location on the map and share them via email or social networks. In Cube ACR tests, he recorded phone calls on Android 9 and Android 12 with the relief service. Google Play accessibility restrictions were not mentioned in the application. However, as with other call registration requests, future prints may have difficulty recording the requirements of Google's principles. Subscribe to the Tips and Hints Bulletin and receive expert advice on how to get the most out of your technology. This bulletin may contain advertisements, offers or related links. By subscribing to the newsletter, you agree to our Terms of Use and Privacy Policy. You can subscribe to the bulletins at any time. Time.