Top 10 biggest population country in the world

I'm not robot
reCAPTCHA
Continue

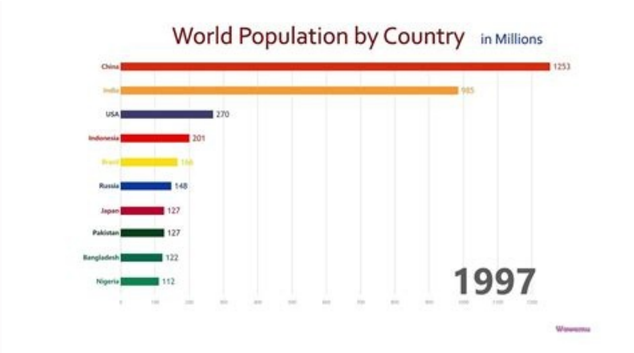

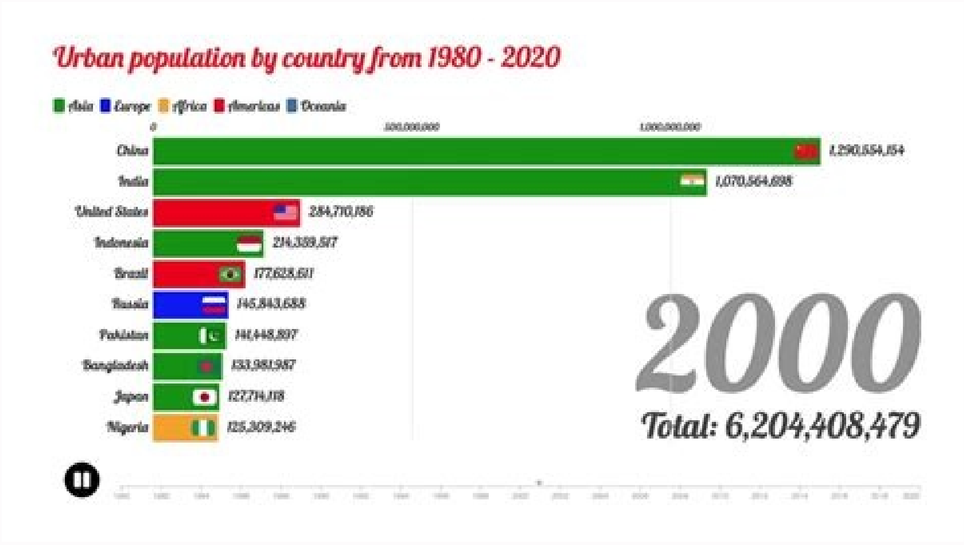

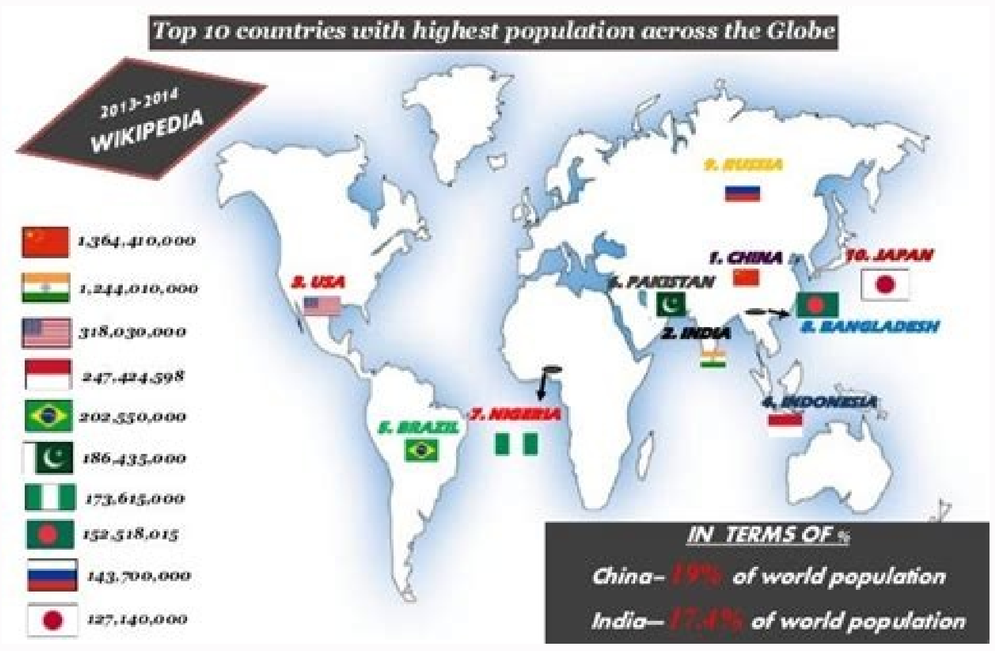

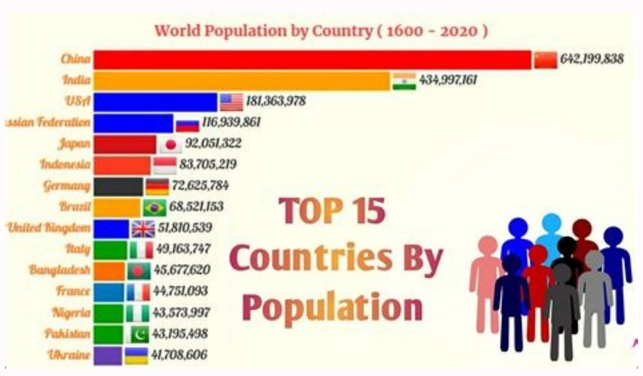

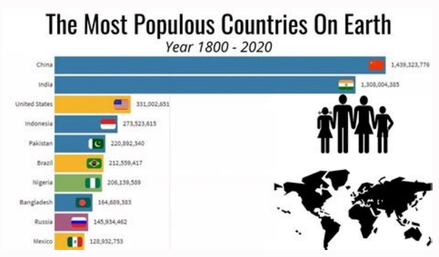

What are the top 10 most populated countries 2020. What are the 10 countries with the largest population 2021. Biggest top 10 country in the world. What's the top 10 most populated countries.

This is a list of states and dependencies by population. It includes sovereign states, inhabited dependent territories, and, in some cases, countries within sovereign states, and the list is primarily based on the ISO 3166-1 standard. For example, the United Kingdom is considered as a whole, while the countries of the Kingdom of the Netherlands are considered separately. In addition, this list includes certain limited recognition states that are not included in ISO 3166-1. The population of each country is also expressed as a percentage of the world's population, which is estimated by the United Nations to be 7.954 billion people in 2022[1]. Method See also: List of states and dependencies by population density and List of regional organizations by population. The figures used in this chart are based on the latest National Bureau of Statistics estimates or projections, if available, and are usually rounded. switched off. If country-specific updates are not available, figures are based on estimates or projections for 2022 prepared by the Population Division of the United Nations Department of Economic and Social Affairs. Since aggregated data are not collected simultaneously or with the same level of accuracy in all countries, the resulting numerical comparisons can lead to erroneous conclusions. Also, summing the numbers for all countries may not equal the world total. Territories that are an integral part of sovereign states, such as the United Kingdom, are considered part of their respective sovereign states. Excluding other entities such as the European Union[a], which are not sovereign states and independent territories without permanent residents, such as B. claims of various states to Antarctica.[2] Sovereign states and dependencies by population Note. The numbered rating is given to 193 member states of the United Nations plus two UN observer states.Installation. Dependent territories and individual countries that are part of sovereign states are not assigned a numbered rank. In addition, sovereign states are included with limited recognition, but not assigned numerical rank. Rank Country/Dependency Population Date Source (official or UN) Notes Number % of World 8,003,120,000 100% Jan. 4, 2023 UN Forecast[3] 1 Â China 1,412,600,000 17.7% Dec. 31, 2015 China without Hong Kong and Macau Special Administrative Regions, the first of which returned to Chinese sovereignty in 1997 and the second in 1999. This figure includes the population of the Indian-administered areas of Jammu and Kashmir and Ladakh. 3 United States 334,233,854 4.18% January 1, 2023. Official estimates[6] This figure includes 50 states and the District of Columbia, but does not include the United States. 4 Indonesia 275,773,800 3.45% July 1, 2022 Official estimates[7] 5 Pakistan 235,825,000 2.95% July 1, 2022 UN forecast[3] This figure includes the population of the Pakistani-administered territories of AJK Kashmir and Gilgit-Baltistan. 6 Nigeria 218,541,000 2.73% July 1, 2022 UN forecast[3] 7 Brazil 207,779,264 2.60% January 4, 2023 Population hours[8] 8 Bangladesh 165,158,616 June 18, 2023 preliminary 1209% 1.1% Russia September 1, 2022 Official estimates[10] Includes the Republic of Crimea and Sevastopol, administrative regions in the Russian-occupied Crimean peninsula. The government of Ukraine and most other countries of the world consider the Crimean peninsula to be part of Ukrainian territory. 10 - Mexico 128,533,664 1.61% June 30, 2022 Quarterly estimates[11] 11 - Japan 124,840,000 1.56% December 1, 2022 Monthly estimates[12] July 12, 20 July 20 National January 29 1092%Annual projections[14] 14 Egypt 104,279,991 1.30% January 4, 2023 National population[15] 15 Vietnam 99,460,000 1.24% July 1, 2022 1.24% UN January 1, 2022 8/10/2023 Country Population [17] 18 - Turkey 84,680,273 1.06% 31 December 2021 Official estimates [18] 19 - Germany 84,270,625 1.05% November 2022 Monthly national estimates [20] Covers all 18 French regions (including 5 overseas departments and regions). Excludes 5 French overseas collectives from French Polynesia, Saint Barthelemy, Saint Maarten, Saint Pierre and Miquelon, and Wallis and Futuna, as well as the sui generis collective from New Caledonia, which are listed separately. 21 UK 67,026,292 0.838% 30 June 2021 Official estimates[22] Excludes 3 UK Overseas Territories and 14 UK Overseas Territories listed separately. Four British Overseas Territories are not listed due to their unusual nature.[23] 22 Â Thailand 66,878,817 0.836% Jan 4, 2023 National Population Hours [24] 23 â Tanzania 61,741,120 0.771% Aug 23, 2022 Zanzibar Census [25] results include Zanzibar 24 - South Africa 60,604,992 Jul 2022 0.175 officials. Italy 58,853,482 0.735% Jul 31, 2022 Country Monthly estimate [27] 26 - Myanmar 55,294,979 0.691% 1 Jul 1, 2021 Country Annual season [28] 28 Dec 28 28 28 % calculation 51,049.498 0.638% Jun 30, 21, 2 , June 2 Official forecast [30] 29 - Spain 47 615 034 0.595% July 1, Official respect 2022 [31] 30 Ken 47.564,296 0.594% 2019 19102 2019 19102 2019 2019 2019 2019 2019 2019 [32] 31111111111119 2019 2019 2019 2019 2019 32] 31 â 2019 2019 2019 [â â â â â â ° CENTSAM 18 May 2022 Preliminary result of the 2022 census[33] 32 Algeria 45,400,000 0.567% 1 January 2022 5 hours 2022 3 January 3 65 5 0 Official nationwide estimate 5.03 hrs. July 1 0.5 5.6 hours] 35 Iraq0.515% 01.07.2021 Official estimate[37] 36 Ukraine 41,130,432 0.514% 01.02.2022 National monthly estimate[38] Excluding the Autonomous Republic of Crimea and the city of Donbas, partly occupied by Russia). 37 Canada 39,067,593 0.488% Jan. 4, 2023 National Hours[39] 38 Poland 37,796,000 0.472% Oct. 31, 2022 National Monthly Population Estimate[40] 39 Morocco 39 Arab States Hours 46,202,207 Arab States Republic Democratic). 40 - Uzbekistan 35,975,852 0.450% Jan. 4, 2023 National Numerical Clock [42] 41 - Saudi Arabia 35,013,414 0.437% Jul. 1, 2020 LIABILITY [43] 0.032,029 0.029% Yemen Jul. National annual forecast[45] 45 Afghanistan 32,890,171 0.411% July 1, 2020 Malaysia 0.413% Official population 0.413% 3 Official estimates 47] 47 â Mozambique 31,616,078 1.395% July 2022 Ghana48 National annual projections[48] 30,832,019 0.385% June 27, 2021 2021 Census results [49â 2021 Co23 29.02. % December 21, 2021 29,389,150 0.367% December 14, 2021 2021. Nepal 29,192,480 0.365% November 11, 2021 2021 Census Result [51] 51 - Venezuela 28,302,000 July 4% January 1, 2023 Country Population Hours. Christmas Island, Cocos (Keeling) Islands and Norfolk Island. 54 North Korea 25,660,000 0.321% National annual forecast as of July 1, 2021[54] 55 Cameroon 24,348,251 0.304% National annual forecast as of 1 July 2019[55] Taiwan 23 375 314 Official 23 375 314 Taiwan 23 375 314Matsu and other smaller islands. 57 - MALI 22,594,000 0.282% 1 July 2022, UN report [3] 58 - Sri Lanka 22,181,000 0.277% 1 July 60, 2022, official estimate [58] 59 - Syria 22,125,000 0.276% 1 July 2021 forecast[51] 6, AND .10 0.29% 0.26% 0.276% July 1, 2020 National annual forecast[59] 61 Malawi 21,507,723 0.269% July 1, 2022 National annual forecast [60] 62 Chile 19,828,563 0.248% Annual forecast for June 30[61] January 63 Kazakhstan 19,383.2 3 p.m.[62] 64 - Zambia 19,610,769 0.245% 14 September 2022 Census 2022 Zambia Census .[63] 65 Â Romania 19,053,815 0.238% July 12, 2022 67 Netherlands 17,781,660 0.222% January 4, 2023 National population Caribbean Netherlands (Bonaire, Sint Estatimi and Saba). 68 Somalia 17,598,000 0.220% 1 July 2021 UN Forecast[3] Including Somaliland. 69 - Senegal 17,223,497 0.215% July 1, 2021 National annual forecast [67] 70 - Guatemala 17,109,746 0.214% July 1, 2021 National forecast [68] 71 71 - Chad 16,818,391 0.210% July 1, 2026 National forecast March 2 1.5% Census result [70] 73 - Zimbabwe 15,178,979 0.190% April 20, 2022 2022 Provisional Census [71] 74 - South Sudan 13,249,924 0.166% July 1, 2020 National Annual Forecast [72] 75 - Rwanda 12.768 0.190% 1.6.680.190.190.190.190.190.190.190.190.190.190.190.190.190.190.190.190.190.190.190.1900.1900.190.190020. National annual forecast for 2021[73] 76 Guinea 12,907,395 0.161% National annual forecast as of July 1, 2021[74] 77 Burundi 12,574,571 0.157% July 27, 1751 Benin 1 Annual forecast 4,4751 Annual forecast 0.15% January 76 0.510, 2022 National annual forecast[77] 80 Tunisia 11,803,588 0.147% January 1, 2022 National semi-annual forecast81 HAITI 11,743,017 0.147% National annual forecast for July 1, 2020 [79] 82 Â Belgium 11,671,737 0.146% Official estimate for May 1, 2022 [80] 0.132% July 1, 2021 National annual forecast[83] 86 Czech Republic 10,525,739 0.132% June 30, 2022 estimates 2022 estimate[85] 88 Â 10.344 802 0.129% April 19, 201.2021 Universal results [87] 90 â azerbaijan 10,204,774 0.128% 10808222220 88.] 91 Венгрия 9 689 000 0,121% Оценка на January 1, 2022[89] 92 Israel 9,657,920 0.121% January 4, 2023 Population [90] East Jerusalem is included in the Golan Heights. Also includes Israeli settlers in Area C in the West Bank. 93 - Honduras 9,546,178 0.119% July 1, 2021 National Annual Project [91] 94 - Thailand 9,506,000 0.119% January 1, 2021 Official estimate [92] 95 - United Arab Emirates 9,282,410 0.116% December 31, 2020 Official Estimate % January 1, 2022 97 Papua New Guinea 9,122,994 0.114% July 1, 2021 National Annual Forecast[95] 98 Austria 9,090,868 0.114% October 1, 2022 National Quarterly Estimate[96] 99 8 789 726 09.012 September 2 3 Quarterly national estimates[97] 100 Sierra Leone 8 494 260 0.106% Annual national forecast as of July 1, 2022[98] 101 Annual national forecast July 1, 2021 Semi-annual estimates [100] 102 Paraguay 7 353 038 0.0919% National annual forecast July 1, 2021 [101] 103 - LaOS 7 337 783 0.0917% National forecast 1 July 2021 El Salvador 103] 6,825 93 5 0 0.0853% as at 1 JulyNational Annual Forecast[104] 106 Libya 6,812,000 0.0851% 1 July 2022 UN Forecast[3] 107 Serbia 6,690,887 0.0836% 31 October 2022 Preliminary 2022 Census results[105] Excluding Kosovo. 108 Nicaragua 6,595,674 0.0824% June 30, 2020 Official Estimate [106] 109 Bulgaria 6,520,314 0.0815% September 7, 2021 Estimate [107] 110 - Turkmenistan 6,431,000 0.0804% Unn 1.302. July 2021 [3 2021 Orfürst [3] [3] 112 92 925 July 5, 2021 [3 2021 Orfürst [3] [3] [3 2021, [3] [3] 11.0804% 5.925 3] 2021, [3 2021) [3 2021 Orfürst [3] [3] [3] 11.084% 5.9212121 [3 2021, [3 2021, [3 2021)] [3 2021 °C % October 1, 2022 National Quarterly Estimates[108] Excluding Faroe Islands and Greenland. 113 Central African Republic 5,633,412 0.0704% 1 July 2020 Annual National Estimate[109] 114 Finland 5,528,796 0.0691% 30 September 2022 Monthly National Estimate[110] Excludes Aland. 115 Lebanon 5,490,000 0.0686% 1 July 2021 UN Forecast[3] 116 Norway 5,475,240 0.0684% 30 September 2022 National Quarterly Estimates[111] Including Svalbard. 117 Singapore 5,453,600 0.0681% June 30, 2021 Official estimates[112] 118 Slovakia 5,431,235 0.0679% June 30, 2022 National quarterly estimates or Israeli settlements in the West Bank. (Tokelau). 122 â Ireland 5.123 536 0.0640% April 3, 2022 2022 Preliminary census results [117] 123 - Kuwait 4670.713 0.0584% December 31, 2020 Official estimate [118] 124 - Liberia 4661.010 0.0582 % 1st bil 2.19 or 0% December 31, 2021 201010 0.0582% 1st bil.] 126 Panama 4,278,500 0.0535% July 1, 2020 National Annual Forecast [121] 127 - Mauritania 4,271,197 0.0534% July 1, 2021 National Forecast3,688,600 0.0461% 1 Jan 2022 Official estimates[124] Excluding Abkhazia (2011 census 242,862) and South Ossetia (53,559 2015 census). 130 – Eritrea 3,684,000 0.0460% 1 July 2021 Procyce UN [3] 131 – Uruguay 3,554,915 0.0444% 30 June 2021 National Forecast [125] HERZEVINA 3,320,638.0415% 1 July 2020 Official Estimate[127][128] - Puerto Rico (United States) 3,285,874 0.0411% April 1, 2020 Census Result[129] 134 Armenia 2,963 November 2020 November 2 November 2 Lithuania 2,963,900 November 2 0.1 0.3 0.1 0.3 0.1 quarter 3 0.1 90.1 0.1 0.1 0.1 qtr Monthly country estimates 2022 [131] 136 - Albania 2,829,741 0.0354% 1 January 2021 Official estimate [132] 137 - Qatar 2,799,202 0.0350% 31 July 2011 0.0350% 31 July 2019 December 2019 Country Semi-annual estimates[134] 139 Gambia 2,706,000 0.0338% 1 July 2021 UN forecast[3] 140 Moldova 2,597,100 0.0325% 1 January 2021] Official estimates[13 Transnistria. 141 - Namibia 2,550,226 0.0319% 1 July 2021 National annual forecast [136] 142 - Botswana 2,410,338 0.0301% 1 July 2021 National forecast [137] 143 - Lesotho 2,306,000 0.0288% 1st July 2021. ,272 02.0233.272 02.0233.272 02.0233.272. 272 1 July 2021 National annual forecast [138] 145 Â Slovenia 2,108,977 0.0264% 1 January 2021 Census result 2021 [139] 146 Â Latvia 1,895,400 Northern estimates 2010 27 October 39 201, 27, 47 Oct 201, 201, 201, 201, 201, 201, 201 2014% 1 Nov 2021 Census 2021 Results[141] Kosovo 1,798,188 0.0225% 31 Dec 2020 Official estimates[142] The political status of the Kosovo is controversial. After Serbia's unilateral declaration of independence in 2008, 101 UN member states officially recognized Kosovo as an independent state (a further 13 countries eventually recognized it but then withdrew their recognition), and 92 countries don't, while Serbia always has still claimed. as part of its territory. 148 Guinea Bissau0.0206% July 1, 2021 National annual forecast [143] 149 Â Equatorial Guinea 1,505,588 0.0188% July 1, 2021 Official estimate [144] 150 – Bahrain 1,501,625 0.501 US 2,635 0.501 835 0.6501 US 2 .27% 20.0.0188% 1, July 1, July 1, July 1, July 1, July 1, July 2021 July 1, 2021 June 2021 Official estimate [146] 152 Â Estonia 1,331,796 0.0166% January 1 2022 Official respect [147] 153 â Timor-Lesste 1 317 780 0, 0165% 1 July 2021 National annual forecast 12545 03 02540 00 03 0645 Seicananalanalanalanalanalanalanalanalalalalalalalala JUNE 2021 IMPATIENCE [3] 156. DJI RED 3] 156. RED. Annual national projections [150] 157 - Cyprus 918 100 0.0115% October 1, 2021 2021 Census preliminary provision [151]]] PROCEDURE 2021 Census preliminary results 2021 [151]. Northern Cyprus. 158 - Fiji 898.402 0.0112% 1 July 2021 National Annual Forecast [95] 159 - Bhutan 763.200 0.00954% 30 May 2022 National Annual Forecast [152] 160 Â Comoros 758.316 0.00948% 15 Dec 2017 Spółka Powszechny 153] 161 â Guyanaan 743.63.699999999999999999999999999999999999999999999999999999999999999999999]. 683,200 683,200 Q30L, 60L 60.1 Q60x20.3 0.00854 y.% January 1, 2022 Official Estimate[156] 164 Montenegro 621,306 0.00776% July 1, 2020 Semi-Annual Country Estimate[157] 165 Suriname 07.0 0704 UN Forecast 2021[3] Disputed territory. The administration is split between Morocco and the Sahrawi Arab Democratic Republic, which occupy the entire territory. Administrative control of the Sahrawi Arab Democratic Republic is limited to about 20% of the territory, with the remaining 80% occupied by Morocco. 166 - Cape Verde 563,198 0.00704% July 1, 2021 National Annual Forecast [159] 167 - Malta 519,562 0.00649% November 21, 2021 2021 Census [160] 168 - Belize 441,471 0.00552 % Jul 1, 2021 9699]July 2021 Official Estimate [162] 170â Bahamas 393,450 0.00492% July 1, 2021 Country Annual Forecast [163] 171â Iceland 385,230 0.00481% September 30, 2022 30.1 30.1 3.1% 3.1 4.5% 3.1 20222 31. 31. 31. 31. 31. 31. 31. 31. 31. 31. 31. 31. 31. 31. 31. 31. December 9 31 December 9 31 December 9 31 December 9 31] Â Northern Cyprus 382,836 0.00478 % December 31, 2020 Official estimate[166] De facto independent, de jure part of Cyprus. Â Transnistria 306,000 0.00382% January 1, 2018, expected 2021[167] De facto independent, de jure part of Moldova. 173 Vanuatu 301,295 0.00376% July 1, 2021 National Annual Forecast[95] 174 Barbados 282,000 0.00352% July 1, 2021 UN Annual Forecast July 2 N. Caledonia (France) 273,674 0.00342% 1 July 2021 National Annual Forecast[95] â Abkhazia 245,424 0.00307% January 1, 2020 five UN Member States (two other countries recognized it but later withdrew recognition), while Georgia continues to claim it as part of its territory and defines it as territory occupied by Russia. 175 Sao Tome and Prancipe 214,610 0.00268% National Annual Forecast 1 July 2021 153,671 0.00192000 Official estimate 0.00192000 Official estimate Azerbaijan. 178 Grenada 125,000 0.00156% UN Forecast 1 July 2021[3] 179 Kiribati 120,740 0.00151% July 1, 2021 National Annual Forecast 01.05. Â Saint Vincent and the Grenadines 110,6961 July 2020 Official Estimate[175] - Jersey (Crown Dependency) 107,800 0.00135% 31 December 2019 Official Estimate[176] 181 Micronesia 105,754 0.00132% Forecast 1 July 2021 [20211 of 29 Status Â 07.01. 1, 2022 Country Year Estimates[177] 183 Seychelles 100,447 0.00126% April 22, 2022 Census[178] 184 Tonga 100,179 0.00125% January 1, 2022 US Year 7 Estimates [7 0.00109% 1 .April 2020 Census Result [180] - Isle of Man (Crown Dependency) 84.069 0.00105% 30 May 2021 2021 Census Results 73,000 0.000912 July (approx., 0.000 000 0.00 000 000 0, 0 0.8 0.8 0.8 September 2020 Census - 2021 Forecast[184] - Guernsey (Crown Dependency 63,823 0.000797% 30 June 2020 2021 Census[185] - 1 November 2021 State 07/01 Greenland (Denmark) 2021 census 07/01/2021 07/01/2020 Quar result[188] The status of South Ossetia is disputed. It is considered an independent country, but only a few other countries recognize it. The Georgian government and most of the rest of the world consider South Ossetia Ossetia de jure as part of Georgian territory.- American Samoa (United States of America) 49,710 0.000621% April 1, 2020 2020 Census[189] 187 Saint Kitts and Nevis 48,000 0.000600% July 1, 2021 UN Forecast 0 ,00 Apr. 0.0 Apr. 2020 Census Result[190] Turks and Caicos (UK) 44,542 0.000557% July 1, 2020 Official Estimates[191] - Sint Maarten (Netherlands) Jan 42, 2015 3:00 AM Official Estimates[192 year 2020] 2020Semi-annual estimate [193] 189 - Marshall Islands 39,262 0.000491% 1 July 2021 Census 2021 [194] 190 - Monaco 39,150 0.000489% 31 December 2020 income [195] 191-196] Gibraltar (United Kingdom) 33,000 0.000412% 1 July 2021 UN Forecast[3] - Saint Maarten (France) 32,489 0.000406% 1 January 2019 Official Estimates [197] - British Virgin Islands (UK). (New Zealand) 0.000196 July 0.000196% 1.00196%20. 1 July 2021 2021 Census[95] - Wallis and Futuna (France) 11,369 0.000142% 1 January 2021 National Annual Forecast[95] 194 Tuvalu 10,679 0.000133% 00129 % 1 January 2019 Official Estimate[197] - Saint Pierre and Miquelon (France) 5,974 0% 1 January 2019 Official Estimate [197] - Saint Helena, Ascension and Tristan da Cunha (United Kingdom) 5,651 0% July 1, July 21. 2021 Census[201][202][203] - Montserrat (UK) 4,400 00% on 1 July 2021 UN Forecast[3] - Falkland Islands (UK) 3,800 0% on 1 July 2021 UN forecast[3] - Norfolk Island, Australia 2188 0% 1 January 2021 2021 Census[204] - Christmas Island, Australia 1692 0% 1 January 2021 2021 Census [205] – Tokelau, New Zealand 1,647 0% 1 January 2019 Census 2019 [206] – Niue, New Zealand 1,549 0% Estimate[207] The total population of 825 was 453 resident and 372 non-resident. Cocos (Keeling) Islands (Australia) 593 0% 30 June 2020 2021 Census[208] Pitcairn IslandsKingdom). It is home to 5.59% of the world's population - see "Eurostat Interface - Tables, Graphs and Maps - TGM Table". European commision. References United Nations Population Fund. UNFPA. 2022. Retrieved 15 June 2022. ^ "World Population Perspectives - Population Division - United Nations" . population.un.org. Retrieved September 4, 2022. "World Population Prospects 2022". population.un.org. Retrieved November 10, 2022. "[Total population still growing, growth rate still slowing]. National Bureau of Statistics of China (in Chinese). Retrieved 18 January 2022. ↑ Sudan, Preita (9 July 2020). Population projections for India and states , 2011–2036 (PDF) (Report). New Delhi: Ministry of Health and Family Welfare. Retrieved 27 August 2022. {{citing report}}: CS1 maint: url-status (link) ^ Bureau, US Census." The estimated population of the United States on January 1, 2023 is 334,233,854." census.gov. Retrieved January 1, 2023. www.bps.go.id. Retrieved August 24, 2022. ^ "Nations census 2022: Bangladesh population now at 165.1 million". www.dhakatribune.com. 27 July 2022. Retrieved 27 July 2022. ^ Rosstat (2 November 2022). "Rosstat report" (PDF). Rosstat. Retrieved 14 November 2022 [required page] ^ "Mexico population | Moody's Analytics. www.economy.com. Retrieved 2 June 2022 ^ "Population estimates by age (five)and sex". Japan Statistics Bureau. Retrieved 29 December 2022. ^ "2020. 2020 Census of Population, Houses and Dwellings (2020 CPH) as declared official by the President″. Philippine Bureau of Statistics. 7 July 2021. Retrieved 8 January 2022. Population size by sex, area and density of regions, zones and greens: July 2022" (PDF). Ethiopian Statistical Service (ESS). {{cite web}} : CS1 maint : Status URL (link) ^ "Ø§Ù Ø¬Ù©Ø³Ø² Ø§ÙÙØ±Ù ÙÙØªØ¹Ø¯Ø¹Ø© Ø§ÙÙØ¹Ø§Ø¹Ø§ÙÙvedØØ§ÙÙvedØ¹ØØ² 1.1. , 2011. Retrieved 19 April 2015. ^ va-nam-2022/[bare URL PDF] ^ "Center for Vital Statistics in Iran Help" www.amar.org.ir Archived from the original on 2 February 2017. Retrieved 22 November 2019. ^ "Turkish Statistical Institute". Turkish Statistical Institute. Archived from the original on 2 February 2021. Retrieved 4 February 2021. ^ "Population by gender and nationality ip". destatis.de Archived from the original on 1 September 2020. Retrieved 22 August 2021. ^ "Demography - Population at the beginning of the month - France (including finally Mayotte from 2014)". www.insee.fr. Archived from the original on 3 April 2019. Retrieved 21 October 2022. ^ French Southern and Antarctic Territories (Antarctica territorial claim with only government officials and research station staff) and Clipperton Island (uninhabited French state property) not listed. generally because of their unusual nature. ^ "Population estimates for the United Kingdom, England, Wales, Scotland and Northern Ireland". www.ons.gov.uk. Retrieved 21 December 2022. ^4 Excludes British Antarctic Territory (Antarctica territorial claim with government officials and research station staff only), British Indian Ocean Territory (military base), South Georgia and South Sandwich Islands (hosts only). government officials and research station workers) aBasic areas of Akrotiri and Dekelia (a military base permanently resident only for citizens of the Republic of Cyprus). ^ "à¸¡à¸´à¹à¸à¸£à¹à¸à¸£à¹à¸à¸°à¹à¸à¸¨à¹à¸à¸¢ — Thai Meter. www.thailandometers.mahidol.ac.th. Archived from the original on January 31, 2016. Retrieved January 2, 2016. ^ "National Population Projections". State Statistical Office. February 2018. Archived (PDF) from the original on 12 June 2018. ^ "Mid-Year Population Estimates: 2022" (PDF). www.statssa.gov.za. 28 July 2022. ^ "ISTAT - Demographics, Statistics, Demographic Balance, Permanent Population". demo.istat.it. Retrieved 22 September 2022. ^ "Thematic Report on Population Projections for the Union of Myanmar, States/Regions, Rural and Urban Areas, 2014-2050" (PDF). population department. Archived (PDF) from the original on September 24, 2020. Retrieved May 16, 2021. ^ Service, Indo-Asian News (23 August 2022). "South Korea's population is declining for the second year in a row." Siasat Daily. Retrieved 28 August 2022. ^ "Proyecciones de Poblacion". taxes.gov.co. Archived from the original on March 30, 2020. Retrieved April 18, 2020. ^ "Cifras de población. Últimos datos". ine.es. Archived from the original on December 30, 2020. Retrieved October 11, 2021. ↑ Munene, Evan (November 4, 2019). "Results of the 2019 Kenya Population, Housing and Housing Census". knbs.or.ke. Archived from the original on November 13, 2019. Retrieved November 5, 2019. ^ "INDEC: Instituto Nacional de Estadística y Censos de la República Argentina". www.indec.gob.ar. Retrieved 20 May 2022. ^ "Demographie Algerienne 2020" (PDF) (in French). State Statistical Office. Retrieved 27 January 2022. ^ "Ø§ÙØ¬Ù©Ø² Ø§ÙÙØ±Ù ÙÙØ¥ØØµØ§Ø¡". cbs.gov.sd. Archived from the original on November 13, 2019. Retrieved April 18, 2020. ^ "Uganda Bureau of Statistics". ubos.org. Archived from the original on September 22, 2020. Retrieved October 1, 2020. ^ "Ø§ÙÙØ¤Ø´Ø±Ø§Ø³Ø§Ø© Ø§ÙØ´ÙØ¹Ø±Ø§Ø¨Ø§Ø© Ø§ÙØ³Ù©Ø³Ø² - Ø§ÙØ¬Ù©Ø³Ø² Ø§ÙØ¬Ù©Ø§Ø¦Ø§Ø¦". cosit.gov.iq. Archived from the original on 3 December 2019. Retrieved 18 April 2020. State Statistics Service of Ukraine. Archived from the original on 8 August 2016. Retrieved 5 April 2015. ^ Government of Canada, Statistics Canada (11 July 2018) "Canadian Population Clock (Real Time Model)" www150.statcan.gc.ca Archived from the original on 19 December 2019. Retrieved 18 December 2020 . in April. ^ "Statistical Bulletin" No. 11/2022. Central Statistical Office. Retrieved 23 December 2022. ^ Maaroufi, Youssef. en milliers et au milieu de l'année): 1960-2050". Institutional site du Haut-Commissariat au Plan du Royaume du Maroc. Archived from the original on November 14, 2019. Retrieved November 22, 2019. ^ "Statistics qo'mitasi â O'zbekiston residents". status Archived from the original on January 20, 2019. Retrieved 19 January 2019. ^ "Population Estimates". Central Statistical Office. December 17, 2015. Archived (PDF) from the original on 3 August 2020. Retrieved 22 August 2021. ^ "Perú: Estimaciones y Proyecciones de la Población Nacional, 1950-2070". inei.gob.pe. Archived from the original on September 23, 2020. Retrieved September 30, 2020. ^ "Início". www.ine.gov.ao. Archived from the original on March 19, 2020. Retrieved 18 April 2020. Ø±Ø´ ÙÙØ³ Ù©Ø´ÙØ±1399 [Approximate population of Afghanistan 2020-2021 per year] (PDF) (Arabic and English). Archived (PDF) from the original on 3 July 2020. Retrieved 1 July 2020. ^ "Department of Statistics Malaysia National Portal". www.dosm.gov.my. Archived from the original on November 18, 2019. Retrieved November 22, 2019. ^ "Projecções da População – Instituto Nacional de Estatistica". www.ine.gov.mz. Archived from the original on March 7, 2020. Retrieved 18 April 2020 ^ "The population of Ghana in 2021 andcensus. General message. Volume 3" (PDF). Retrieved 14 March 2022. ^ "Institut National de la Statistique (INS) - RGPH-2021 RÃ©sultats globaux". www.ins.ci. Retrieved 10 August 2022. {{cited site} }: CS1 maint: url-status (link) ^ "2021 Supplement to the 2018 Census Preliminary Report" www.cbs.gov.np. Retrieved 12 February 2022, mg. Archived from the original on 22 March 2020.

Retrieved 16 October 2020. Population projection Democratic People's Republic of Korea (2014–2050)" (PDF). Archived from the original (PDF) on 12 April 2019. Retrieved October 16, 2020. ^ "Cameroon Central Bureau of Census and Population Research". www .bucrep.cm Archived from the original on 24 February 2021. Retrieved 23 August 2020. ^ "PROJECTION DEMOGRAPHIC 2012 A 2035" (PDF). original - December 1, 2017. Retrieved October 16, 2020. ^ "National Statistics, Eng. sta wan". gov.tw. Archived from the original on January 31, 2020. Retrieved 29 January 2022. stats.gov.lk. Retrieved 1 October 2022 ^ "Indicateurs Demographiques: Burkina Faso (2020 projection)". www .insd. by bf.Archived Original on May 20, 2021. Retrieved 22 May 2021. ^ "Malawi: Table 3.0: Population by Age and Sex" . www.ine.cl. Archived from the original on August 28, 2020. Retrieved 30 September 2020 ^ "Statistics Committee of the Ministry of National Economy of the Republic of Kazakhstan". stat.gov.kz Archived from the original on 22 March 2019. Retrieved November 23, 2021. ^ "Preliminary data shows population growing from 13.1 million in 2010 to 19.6 million in 2022" . www.zamstats.gov.zm. Archived from the original on 272022. Retrieved 27 December 2022. ^ "Census in Romania 2022 (preliminary results)" (PDF). insse.ro (in Romanian). State Statistical Office. Retrieved December 30, 2022. Bibliography www.ecuadorencifras.gob.ec. Archived from the original on 13 November 2019. Retrieved 22 November 2019. ^ Netherlands, Statistics. "Population Counter". Dutch statistics. Archived from the original on 21 December 2021. Retrieved 18 April 2020. ^ "Agence Nationale de Statistique et de la Démographie". www.ansd.sn. Archived from the original on October 28, 2011. Retrieved October 26, 2011. ^ "Estimaciones y proyecciones nacionales de población" (PDF). Instituto Nacional de Estadística Guatemala. 2019. Archived (PDF) from the original on 23 December 2019. ^ "Population*2020". www.inseed-td.net. Institut National de la Statistique, des Etudes Economiques et Démographiques. Archived from the original on 29 March 2020 ^ "Kingdom of Cambodia Census 2019" (PDF). National Statistical Institute. October 2020. Archived (PDF) from the original on 15 February 2021. Retrieved 26 January 2021. ^ 2022 Census – Preliminary Population Check (PDF) (Overview). Zimbabwe National Bureau of Statistics. Retrieved 10 August 2022. {{quote report}}: CS1 maint:url-status (link)^ "South Sudan Population Projections 2015–2020" (PDF). www.ssnbss.org. Archived (PDF) from the original on 12 April 2019. Retrieved 27 November 2017. ^ "Thematic Report on Population Projections" (PDF). statistics.gov.rw. Archived (PDF) from the original on 12 December 2019. Retrieved 18 April 2020. ^ "Institut National de la Statistique - stat-guinee.org". www.stat-guinea.org. Archived from the original on 12 July 2012. Retrieved 27 November 2017. ^ "Demographiques au niveau municipal projection 2010-2050" (PDF). www.istebu.bi. Archived (PDF) from the original on 28 April 2021. Retrieved 22 January 2021. ^ "Active population in Benin". www.insae-bj. GainedMay 2021. [dead link] ^ INE - Instituto Nacional de Estadística - Estadísticas Demográficas. "Proyecciones de Poblacion, Revision 2020". www.ine.gob.bo. Retrieved 7 December 2022. ^ "Residents". ins.tn. Archived from the original on September 9, 2019. Retrieved November 22, 2019. ^ "Projections of Haiti Population 2007" (PDF). www.ihsi.ht. Archived (PDF) from the original on June 8, 2019. Retrieved April 18, 2020. ^ "Chiffre global de la populace par commune" (PDF). www.ibz.rrn.fgov.be. Archived (PDF) from the original on September 4, 2020. Retrieved January 29, 2022. ^ "Statistics Office". dosweb.dos.gov.jo. Archived from the original on February 12, 2018. Retrieved January 5, 2020. ^ "Indicadores Demográficos por provincias y municipios 2021". www.onei.gob.cu. Archived from the original on December 11, 2020. Retrieved June 29, 2022. ^ "Officina Nacional de Estadística (EINE)". www.one.gob.do. Archived from the original on April 2, 2020. Retrieved June 22, 2020. ^ "Population in municipalities on January 1, 2022". Czech Statistical Office. 29 April 2022. ^ "Population Statistics". scb.se. Archived from the original on August 16, 2019. Retrieved June 22, 2020. . www.statistics.gr (in Greek). Retrieved 19 July 2022. ^ "INE - Plataforma de divilgação dos Censos 2021 â Resultados Preliminares". INE - Instituto Nacional de Estatística (Portuguese Statistics, October 4). Retrieved 2021. ^ "Population of Azerbaijan revealed". News. 16 November 2022. Retrieved 16 November 2022. ^ "22.1.1.1 Key Population Indicators and Significant Events". www.ksh.hu. Central Statistical Office of Hungary (KSH). Retrieved 9 February 2022. ^ "Statistics Israel". cbs.gov.il. Archived from the original on June 18, 2012. Retrieved April 18, 2020. ^ "Projections Ine 2019". INE – Instituto Nacional de Estadística Honduras. Archived from the original on June 23, 2020. Retrieved October 16web}}: CS1 maint: Bot: Original url status unknown (link)" www.stat.tj. Archived from the original on 13 December 2009. Retrieved 22 March 2019. ^ "Statistics by topic". fcsa .gov.ae Archived from the original on July 4, 2020. Retrieved September 29, 2020. ^ "Early 2022 population." belstat.gov.by.{{Cit site}} : CS1 maint: URL status (link) . on June 12, 2015. Retrieved on November 22, 2019. bfs.admin.ch Federal Statistical Office. September 22, 2020. Retrieved on November 22, 2019 2017) Sierra Leone Population, Houses and Housing Census 2015 Population Projections Thematic Report (Statistics of Sierra Leone. Archived (PDF) from the original on November 13, 2019. Retrieved April 18, 2020. ^ "Perspectives Démographiques du Togo 2011-2031". inseed.tg. Archived (PDF) from the original on November 27 August 2018. Retrieved May 22, 2021 ^ "Population - Overview | Census and Statistics Bureau". www.censtatd.gov.hk. Archived from the original on April 25, 2017. Retrieved November 22, 2019. ^ "Paraguay: Proyección de la Población Nacional, Áreas Urbana y Rural por Sexo y Edad, 2000 -2025". www.ine.gov.py. Archived (PDF) from the original on November 13, 2015. Retrieved May 7, 2021. ^ "Laos Population Projections 2015-2045" (PDF). www.lsb.gov. la. Archived from the original (PDF) on January 27, 2019. Retrieved January 26, 2019. ^Website www.digestyc.gob.sv. Archived from the original on April 22, 2020. Retrieved August 29, 2020 ^ "Announce prvi datsi about broja vashan off Serbia". N1. December 21, 2022. Retrieved December 21, 2022. ^ "Anuario Estadístico 2019" (PDF). www.inide.gob.ni. Archived (PDF) from the original on April 23, 2021. Retrieved on April 28, 2021, grade C RºCPï¼ 7 CPµP¿CPµPï¼P²e.DF.1.g.nsi (Re.0.býnsi). January 2022. ^ "Statbank tables: population of Denmark". www.dst.dk. Archived from the original on February 14, 2019. Retrieved November 22, 2019 ^ "A Forest Sector Study Perspective in Africa (FOSA) République centricaine" (PDF). www.fao.org Archived (PDF) from the original on 12 April 2019. Retrieved 18 April 2020 ^ a b "Statistics of Finland - Population - Preliminary Vital Statistics". stat.stat. fi. Retrieved August 2, 2022. Archived from the original on May 26, 2018. Retrieved 22 May 2018 ^ "Singapore Department of Statistics (DOS)". .tablebuilder.singstat.gov.sg Archived from the original on July 26, 2020. Retrieved October 14, 2021. ^ "Population and Migration". Slovak.statistics. Archived from the original on December 15, 2021. ^ "Estimated average annual population of Palestine by governorate, 1997-2021". www.pcbs.gov.ps. Archived from the original on November 16, 2019. Retrieved January 5, 2020 ^ "Estimaciones y Proyecciones de Población por sexo y edad 1950-2050". www.inec.go.cr. Archived from the original on November 14, 2018. Retrieved January 20, 2019 ^ "Population Hours". archive.stats.govt.nz. Archived from the original on February 21, 2020. Retrieved April 18, 2020 ^ "2022 Census -Results". Pancióne y Proylaebla (PDF). www.contralor.ia.gob.pa. Archived (PDF) from the original on April 12, 2019. Retrieved on July 4, 2018. Mr. Archived (PDF) from the original on November 25, 2019 Retrieved April 18, 2020. National Statistical Office of Georgia www.geostat.ge Retrieved September 30, 2020 {{quote website}}: CS1 maint: url-status (link) ^ "Estimaciones y Proyecciones - Instituto Nacional de EstadÂstica ". 326414.„ ò®ðices 2018. Retrieved 13 May 2010 ^ "Statistical Institute of Republika Srpska" rs.rs.ba Archived from the original on 16 September 2020. Retrieved 25 September 2020 ^ "Federation of Population and Registers of Bosnia and Herzegovina". fzs.ba Archived from the original on February 20, 2020. Retrieved September 25, 2020. ^ "Table 2. Population of the 50 states, the District of Columbia, and Puerto Rico: 2020 Census." (PDF) U.S. Census Bureau April 26, 2021 Archived (PDF) from the original on April 26, 2021 Retrieved April 27, 2021 ^ "Time Series/Republic Statistics Committee".www.armstat.am Archived from the original on 3 April 2019. Retrieved October 1, 2021. osp.stat.gov.lt. Archived from the original on March 20, 2015. Retrieved 29 January 2022. ^ "People of Albania, 1 January 2021". Institute of Statistics (INSTAT). Archived from the original on 7 May 2021. Retrieved 11 May 2021. psa.gov.qa. Retrieved 25 April 2021. statinja.gov.jm. Archived from the original on December 4, 2015. Retrieved December 26, 2015. statistica.gov.md. Biroul NaÅ£ional de StatisticÃ. June 22, 2021. Retrieved June 24, 2021. cms.my.na. Archived (PDF) from the original on 25 February 2020. Retrieved 18 April 2020. www.statsbots.org.bw. Archived (PDF) from the original on 12 April 2019. Retrieved January 20, 2019. www.statgabon.ga. Archived (PDF) from the original on 29 April 2021. Retrieved September 23, 2020. www.stat.si. Archived from the original on April 30, 2021. Retrieved 30 April 2021. Statistical data. Archived from the original on 12 May 2021. Retrieved 29 January 2022. popis2021.stat.gov.mk. ^ "Population Estimates, 2019". ask.rks-gov.net. Archived from the original on October 8, 2020. Retrieved October 12, 2020. www.stat-guinebissau.com. Archived from the original (PDF) on 13 November 2015. Retrieved January 2, 2016. www.inege.gq.com Archived from the original on 20 April 2017. Retrieved May 8, 2020. data.gov.bh. Archived from the originalJuly 22, 2020 . Retrieved 29 September 2020. cso.gov.tt. Archived from the original on December 6, 2019. Retrieved October 14, 2021. ^ "Statistics Estonia revised data as of 1 January 2021". Estonian statistics. May 12, 2021. Archived from the original on May 12, 2021. Retrieved May 12, 2021. {{cite web}}: CS1 maint: bot: URL original status unknown (link) ^ "Population Prediction Analysis Report" (PDF). timor-leste.unfpa.org. Archived (PDF) from the original on August 2, 2020. Retrieved August 1, 2020. ^ "Population and Vital Statistics". statsmauritius.govmu.org. Mauritius statistics. in 2021 Archived from the original on March 26, 2020. Retrieved October 1, 2021. ^ "Annuaire Statistique 2020" (PDF). www.insd.dj. Archived (PDF) from the original on 27 March 2020. Retrieved 25 September 2020 ^ "Statistical Office - Population and Social Conditions - Population - Key Indicators". www.mof.gov.cy. Archived from the original on May 31, 2015. Retrieved 5 January 2020. www.nsb.gov.bt. Archived (PDF) from the original on January 28, 2019. Retrieved January 28, 2019. ^ "RGPH Report 2017". www.inseed.km. Archived from the original on October 30, 2019. Retrieved August 31, 2020. ^ "Demography, Social and Vital Statistics". Guyana.gov.gy statistics. Archived from the original on September 5, 2020. Retrieved October 18, 2020. www.dsec.gov.mo. Archived from the original on May 2, 2019. Retrieved November 23, 2021. ^ "Statistics // Luxembourg". statistics.public.lu. Archived from the original on March 31, 2019. Retrieved April 15, 2019. ^ "Statistical Office of Montenegro - MONSTAT". www.monstat.org. Archived from the original on July 12, 2017. Retrieved August 8, 2017. ^ "Population Statistics". Statistics - Suriname.org. August 15, 2019 Archived from the original on March 28, 2020. Retrieved September 25, 2020. ine.cv. Archived from the original on February 24, 2021. 18 have survived.2020. ^ "Census of Population, Houses and Dwellings 2021" (PDF). nso.gov.mt. Retrieved 2 August 2022 ^ "Censored Estimates by Age Group and Sex, 2010-2022." (XLSX). Belize Institute of Statistics. Retrieved 13 December 2022 ^ "Department of Economic Planning and Development - Population". www.depd.gov.bn Archived from the original on 20 March 2017. Retrieved November 23, 2021. www.bahamas.gov.bs. Archived (PDF) from the original on 1 July 2016. Retrieved June 1, 2016. Statistics of Iceland. Archived from the original on April 29, 2021. Retrieved 22 August 2021. ^ "Statistical Yearbook 2020 Table 3.3" (PDF). maldives.gov.mv statistics. Archived (PDF) from the original on 22 October 2020. Retrieved 1 August 2020. Development plan. 2022. ↑ Gerasim, Christian (2 August 2021). "Moldova is facing the worst demographic crisis in Europe." EUobserver. Reference R¿SR±R"R¸RºR¸ RR±SR°R·R¸C". ugsra.org Archived from the original on 6 August 2020. Retrieved June 7, 2020. iner.st. Archived from the original on January 24, 2019. Retrieved 23 August 2018. Saint Lucia Central Bureau of Statistics Archived from the original on 26 September 2019. Retrieved September 26, 2019. ^ "Population of Guam: 2010 and 2020" (PDF). www2.census.gov. January 29, 2022 www.cbs.cw Archived from the original on November 17, 2019. Retrieved November 22, 2019. stat-nkr.am Archived from the original on 17 October 2019. Retrieved April 18, 2020. cbs.aw. Archived from the original on March 18, 2020. Retrieved 18 April 2020. stats.gov.vc Archived from the original on 31.2018. Retrieved 31 October 2018. ^ Jersey, USA. Government of Jersey. governmental. Archived from the original on 5 July 2019. Retrieved 18 April 2020. ^ "National Annual Assessment - Antigua and Barbuda; 2022". Statistics.gov.ag. Archived from the original on 11 January 2021. Retrieved 6 March 2021. www.nbs.gov.sc. Retrieved 1 October 2021 ^ "Tonga Department of Statistics | Tonga's Official Statistics Provider". ^ "Population of the US Virgin Islands: 2010 and 2020" (PDF). www2.census.gov. Retrieved 29 January 2022. ^ "First details of 2021 Census report released". www.gov.im. Retrieved February 15, 2022 www.estadistica.ad. Archived from the original on 13 November 2018. Retrieved 29 January 2022. ^ "Cayman Islands – 2021 Census Results" (PDF). www.eso.ky. Archived from the original on 26 March 2019. Retrieved 23 March 2019. www.gov.bm Archived (PDF) from the original on 12 April 2019. Retrieved 11 March 2019. www.gov.gg on 31 January 2018. Archived from the original on 8 October 2020. Retrieved November 13, 2020. Bank.Stat.ch Greenland Statistics. August 1, 2020. Archived from the original on October 28, 2020. Retrieved August 1, 2020. Faroe Islands statistics. 10 February 2022. Archived from the original on 13 November 2019. Retrieved 14 October 2021. ° ¸RºR¸ R®R¶R½R¾R¹ RSRµSR¸R¸ ¢R°R¸R¸ R°R°R½R°R ¸Ð"Ð¾Ð²R °". cominf.org. 11 August 2016. Archived from the original on 20 October 2016. Retrieved 28 October 2016. ^ "Population of American Samoa: 2010 and 2020" (PDF).2010 and 2020" (PDF). www2.census.gov. Retrieved January 29, 2022. ^ "2020. INDICATORS 2021". www.gov.tc. Retrieved January 29, 2022. Archived from the original on December 15, 2018. Retrieved December 13, 2018. ^ "Preliminary census results of the Marshall Islands". Radio New Zealand. 27 December 2018. Retrieved 27 December 2018. de 2019. www.insee.fr. Retrieved 29 January 2022. ^ "PalauGov Health Statistics. pw" ^ "Anguilla Department of Statistics | Home.statistics.gov.ai ^ "Statistics" ^ "Rising Population 2021" ^ "Norfolk Island Census 2021 All Persons QuickStats | Australian Bureau of Statistics. www.abs.gov.au. ^ "2021. Christmas Island Census All Individuals QuickStats | Statistics Australia. www.abs.gov.au. ^ "Statistics". www.tokelau.org.nz. ^ "Population". www.vaticanstate.va (in Italian). Vatican State February 1, 2019. Archived from the original on September 13, 2020. Retrieved April 11, 2020. ^ "2021 Cocos Islands Census All Persons QuickStats | Australian Bureau of Statistics". www.abs.gov.au.org/w/index.php?title=List_of_countries_and_dependencies_by_population&oldid=1131249317" " "