I'm not robot
reCAPTCHA
Continue

Completing the square sat

Completing the square summary. Completing the square sat questions.
Completing the square sat problem. What is a completing the square.

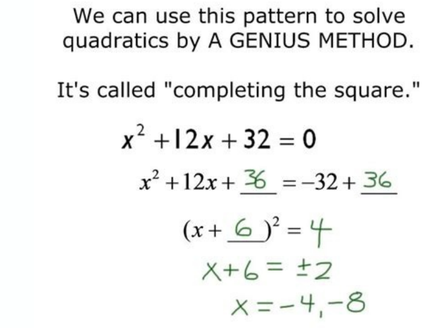

Completing the square definition. Completing the square examples.

It is almost a guarantee that you will see square equations and act according to SAT. However, they can be difficult to do, especially since there are different ways to solve them. In this article we will examine a certain method that completes the square equation -square. In fact, we give you consistent instructions for filling the square with a square formula. In the end, you should better understand how and when you have to use this math strategy! Ready to find out more? So let's go! Engineers use square equations to create a roller coaster! What is a square equation? To understand how to fill a square, you first need to know how to set a square equation. The square filling only applies to square equations! In mathematics, the square equation is any equation with a formula as follows: € $ x $ means an unknown number and $ a $ cannot be 0 (if $ 0 is, the equation is linear, non -qualified equations can be in the Real world can be used because they are used to calculate parabolas or arches. In construction projects such as bridges, a square equation is used to calculate a building bow, and even American scooter coats use square equation to create adrenal insuring traces. It is. Even supported popular video games such as Angry Birds ", in which the sheet of every bird is calculated with a square formula! Now that you know why square equations are important, we look at one of the most common possibilities of your solution: a square completion. gives a square completion and if you use it? In fact, there are four square equation proceeds Intahn: square circle, factoring, square completion and square formulas unfortunately, square root and fact the work of toring is only carried out in certain situations. For example, take a look at the following square equation: square equation if you take a square, a square root of each side of the equation. Since this equation is not square \ bi x $ ($ \ bo6 \ bi x $), this technology does not work. On the other hand, the factor is to divide the square equation into two linear equations, both zero. The attempt to explain this equation unfortunately does not create two linear equations! This means that both the square formula can complete the squareThis is almost a guarantee that Sat and Act will see square equations. However, it can be difficult to solve, especially because there are several ways to solve them. In this article we will examine one of the specific methods of solution to square equation: a square filling. In fact, we will provide you with consistent instructions on how to create a square using a square filling model. In the end, you should better understand how and when to use this mathematics strategy! Do I want to know more? So let's jump! Â € To create a roller coaster, engineers use square equations! What is a square equation? To understand how to create a square, you must first learn to set a square equation. This is because the square completion applies only to square equations! In mathematics, the square equation is any equation with a formula as follows: in this $ x $ equation it means an unknown number and $ a $ cannot be 0.

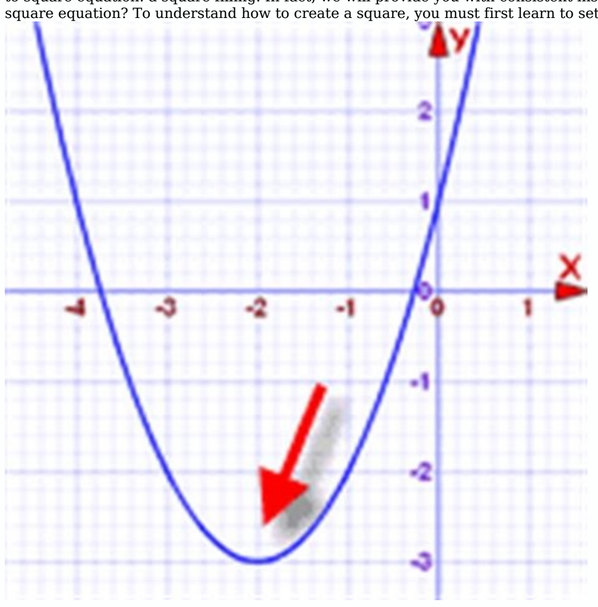

(if $ a $ è 0, the equation is linear instead of square !) It can be used many times as they are used to calculate paraboli or bows.

$x^2 + 6x + 7$

Construction projects such as Bridges use a square equation to calculate the building arch and even the American Russian mountains use a square equation to create traces of adrenaline. The squares are even used in popular video games such as Angry Birds, in which the arch of each bird is calculated using a square formula! Now that you know why square equations are important, let's take a look at one of the most common ways of their solutions: a square. Who completes the square and when you use it? In fact, there are four ways to solve a square equation: square root, factoring, square addition and square formula. Unfortunately, the square root and the factorization only work in certain situations. For example, consider the following square equation: to resolve a square equation, taking a square root, it is necessary to take the square root of each side of the equation. Since this equation contains $ \ bi x $, it is not made with a square (a $ \ bo6 \ bo6), this method does not work.
On the other hand, the factor is the division of a square equation into two linear equations, both zero. Unfortunately, when trying to calculate this equation, two linear equations are not formed! This will allow both the square formula and the complement of the squareResolve any quadratic equation. (In this article, we focus on making the square.) If you complete the square, modify the equation so that the left side of the equation is a perfect ternary square. It is just an elegant way of saying that completing the square is a method according to which its quadratic equation is an equation which cannot be closed to be transformed and which is possible.

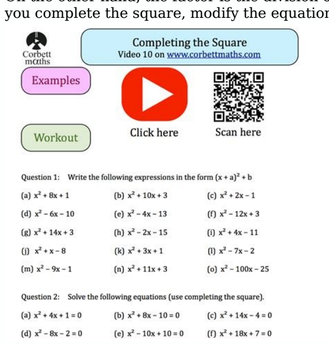

Filling the square even applies to the most complex quadratic equations, as you will see in the following example. Step -by -step instructions to complete the square after finding that the formula can only be resolved by completing the square. See that it does not quite follow the same square format ($ ax^2 + Bx + C = 0 $). The number that should be in place of $ C $, which is also known as a constant. Logically, the equation actually resembles this: $ x^2 + 6x + $ __? __ $ = -2 $ to resolve this equation, we must first know what number we have to put in space. The left side of the equation is a perfect square. (This missing number is called a constant.) In this way, we can calculate the equation as usual. Step 2: Use the square filling formula, but at this stage, we have no idea of the number that must hold in this empty box. To find out, we must use the last quadratic formula, which is: in this case, $ a $ in this equation is a constant or a number which must be included in our empty quadratic formula. . Step 3: Use the square completion to find the constant, if the factor or the front number $ \ bi x^\ BO2 is 1, you can quickly and easily eliminate the square formula. For $ \ Bi $. To do this, take the number of the environment, also called linear coefficient, and call it $ 2AX $. It would look like this in our example of a formula: this equation essentially requires what number (this \ bi a $) if it is multiplied by 2. Now that you know your equation, resolve $ a $ is simple: Divide each Half $ $ 2x $! Let's see what it looks like: $$ 6x = 2AX $$ dividing each side $ \ BO2X $: $$ {6x}/{2x} = {2ax}/{2x} $ b. We now know that $ \ Bi A = \ Bo3 $! But we haven't finished with the square yetAgain. To determine what the non -permanent is, we need to end the $ a $ back solution to the square formula ($ x^2 + 2ax + A^$ 2). Whatever the result of $ \ bi a^\ bo2 $, we return to the fixed, first equation ($ x^2 + 6x + $ __? __ $ = -2 $). So let's see: $ x ^ 2 + 2ax + a ^ 2 $ 2 $ a = $ 3 $ $ \ bi a $ equation: $ x ^ 2 + 2 (3) x + 3 $ 2 place simple conditions: $ x x ^2 + 6x + 9 dollars, so we now know that our constant is 9. Now it's time to connect a few numbers! Step 4: Connect the Sabon to the original formula. Now that you know, it's time to put it in the empty area of our original formula. When you do this, the equation will appear as follows: original formula: $ x^2 + 6x + $?

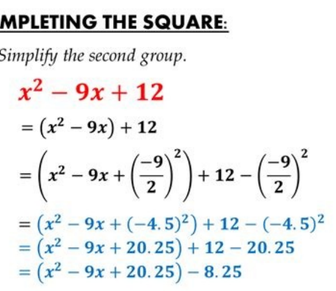

__ $ = -2 $ fixed formula: $ x^2 + 6x + 9 = -2 + $ 9 enter simple terms: $ x^2 + 6x + 9 = $ 7, why can you emerge, why we add 9 inch rights next to the equation rights . Remember: You cannot do anything in mathematics on one side of the equation without doing it on the other side. Therefore, since we add 9 to our equation to make an ideal frame, we must add 9 to the right side of the equation to make everything balanced. If you forget to add a new fixed to the right side of the equation, you cannot get the right answer! Step 5: I've already done a great job and we still have a job. Now time to solve the square equation x is time to determine what might be. But now, when we turn the left side of the equation into an ideal frame, all you have to do is calculate the normal coefficient. Completed square formula: $ x ^ 2 + 6x + 9 = 7 $. The left side of the equation: $ (x + 3) ^ 2 = 7 $. Buy a square root: $ â € {(x + 3) ^ 2} = $ 3 and $ x = {-7} - If the US dollar coefficient is ^ 2 up to $ 3 and $ x. ? The leadership of Pitch -Stacks works higher if there is no coefficient or room up to x^$ 2. If there is a factor, you should remove it. Not to do this, you can solve the square equation using the method described above. So how to remove the factor? Actually, this is not as difficult as it seems. To show how to do this, let's look at the new square equation: How to remove 2n to remove 2N, you will have to divide both sides of the equation by 2. This is really simple! So, let's see how it works: original formula: $ 2^2-12xDivide the -8$ everything between 2:$x^^2 -6x=-4$, that way you made the factor equal to 1 before x^$2, so now you can fill the square like us and solve the equation because Example, above we did. We know of extra resources to fill the square so the square can be difficult to complete, so if you're still having trouble filling the square we've put together a list of resources to help you out. More mission examples make a practice champion, as you already know. That's why it's important to solve as many square equations as you need to feel comfortable solving this type of problem. Fortunately, a square addition can be used to solve any square equation. Although the practice questions are square, you are not ashamed to use them! A great source of this is the Lamar University Square equations, which have many example problems and answers. Math is fun, another good resource for using square equations. If you scroll down, you'll find questions about exercises with squared equations categorized by difficulty. After completing a video tutorial on squares, if you're a visual person, your search may be easier if someone solves square equations. Khan Academy showcases a great array of movies on square equations, including a movie showing how to complete the square. YouTube also has some great resources, including this movie about Square Fill and this movie that shows how to deal with advanced square equations. How to Fill Out a Square Calculator To check your work, there are several ways to fill out an online square calculator. This can be a good way to make sure you're resolving issues correctly when you don't have a manager after resolutions. But I warn you: relying on such a tool will not help you remember information! Make sure you study hard to learn how to complete the square, as you won't get such questions on test day. What is it now? Working with square equations is just one element of algebra that you must master before taking the SAT and taking the exams. A good starting point is to absorb systems of equations to help update basic algebra skills. One of the most useful math learning tools is the helpful math equations table. Luckily, we have a master list of 31 formulas you need to know you've conquered the action. if you thinkAs a more comprehensive study tool for exam preparation, it is one option.
Here is a list of our favorite SAT math preparation books that will set you on the road to success. Need more help on this? Check Tutorbase! Our database of accredited teachers includes many experienced teachers who can help you improve your English essay or explain how derivatives work. You can use dozens of filters and search criteria to find the perfect person for your needs. for needs.